



Ethiopia

Mini Demographic and Health Survey Key Indicators, 2019

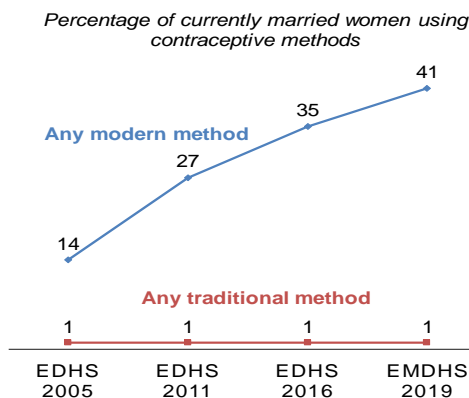
The 2019 Ethiopia Mini Demographic and Health Survey (EMDHS) is the second EMDHS conducted in Ethiopia. The Ethiopian Public Health Institute (EPHI) implemented the survey from 21st March to 28th June 2019. A total of 305 Enumeration Areas (93 in urban and 212 in rural areas) were selected. A total of 9,150 households were selected for the sample, of which 8,663 were successfully interviewed. From the interviewed households, complete information was gathered from 8,885 women and 4,990 under five children. Major key indicators of this survey were reported as follows:

Family Planning

Forty-one percent and 1% of married women aged 15 – 49 were using modern methods of family planning and traditional methods, respectively. Of the modern method users, 27% of them used injectable followed by implants (9%).

The highest contraceptive prevalence rate (52%) was observed among married women age 20-24, and then declined steadily to 18% at age 45-49. Urban women were much more likely to use any method of contraception than their rural counterparts (50% versus 38%).

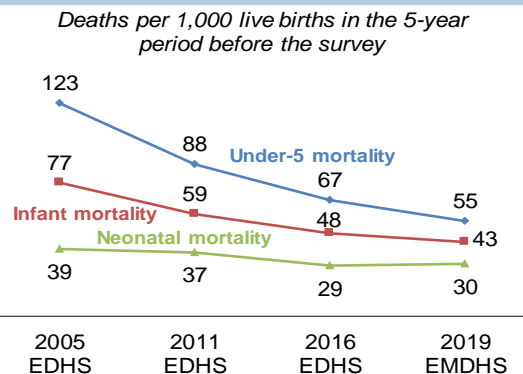
The trend showed an increase in the use of any modern contraceptive method from 14% in 2005 to 41% in 2019.



Early Childhood Mortality

The overall under-5, infant and neonatal mortality rates were 55, 43 and 30 deaths per 1,000 live births, respectively.

Trends showed that a continuous decline in under-5 and post neonatal childhood mortality rates over time. However, the trend of neonatal mortality rate remained relatively stagnant.

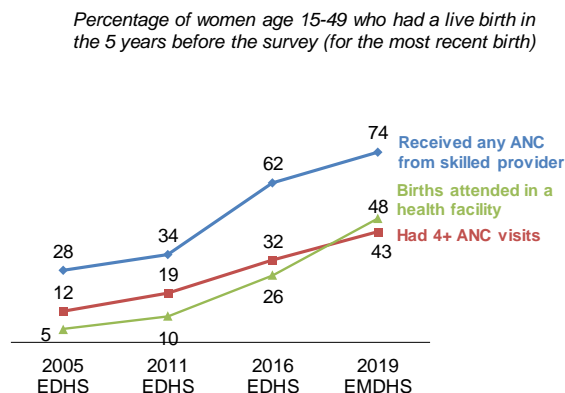


Maternal Care

The percentage of women who received antenatal care from a skilled provider showed an increase from 28% in 2005 to 74% in 2019.

The trend of live birth that occurred in a health facility increased from 5% to 48% over 14-years period. The higher present (72%) was attributed to urban residence.

Thirty-four percent of women reported receiving a PNC check-up in the first 2 days after birth. The higher percent (48%) was in urban area.



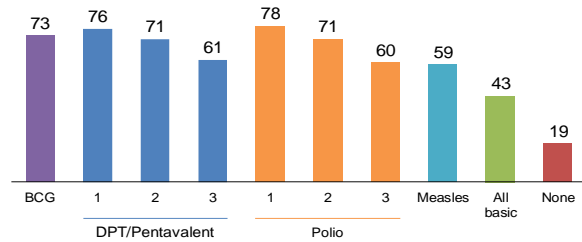


Child Immunization

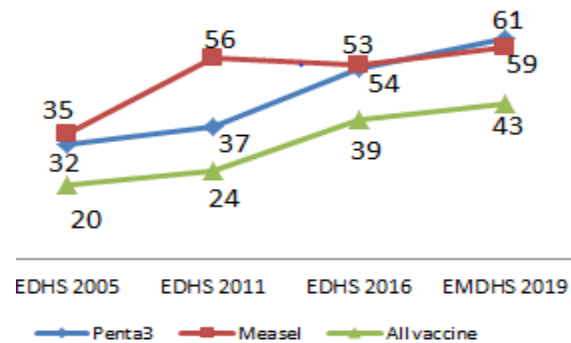
Among children age 12-23 months, 43% have received all basic vaccinations and 19% have not received any vaccinations at all.

On the average 61% of children received the recommended three doses of the pentavalent, 60% complete doses of polio, 60% complete doses of PCV, and 67% complete doses of the rotavirus vaccine.

Percentage of children age 12-23 months vaccinated at any time before the survey



Trend of children age 12-23 months vaccinated



Penta3 increased from 32% to 61% in 2005 and 2019, respectively. Measles increased from 35% to 59% over the last 14-years. Moreover, the trend of all vaccines showed an increase from 20% to 43% over the same period.

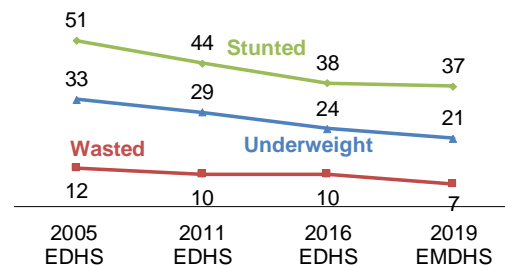
Nutritional Status of Children

The number of malnourished children reduced over time. The prevalence of stunting decreased considerably, from 51% in 2005 to 37% in 2019.

The prevalence of wasting decreased from 12% to 7% over the same time period.

Moreover, the percentage of underweight children has consistently decreased from 33% to 21% over 14-years period.

Percentage of children under age 5 who are malnourished



Breastfeeding Practices

With age advancement, breastfeeding in children decreased from 85% to 76% among children aged 12-17 and 18 – 25 months, respectively.

Exclusive breastfeeding among children under age 6 months has consistently increased from 49% in 2005 to 59% in 2019.

Percentage of children who are exclusively breastfed

